



COMMONWEALTH INFORMATICS



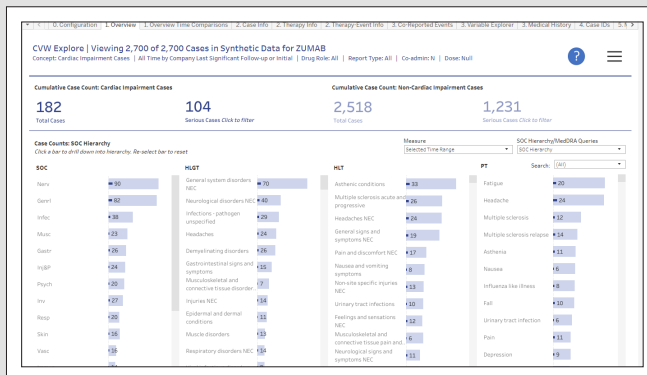
COMMONWEALTH VIGILANCE WORKBENCH EXPLORE

The demand for a cohesive, central set of tools for drug safety and pharmacovigilance teams has never been greater. Commonwealth Vigilance Workbench (CVW) is an intuitive signal detection and management platform developed by Commonwealth Informatics. CVW facilitates the detection, investigation, tracking, and documentation of drug safety signals in a single intuitive environment. The CVW Explore component supports the overall process by providing a rich set of visualizations and categorical charts that provide case information and enable the progressive filtering of data.

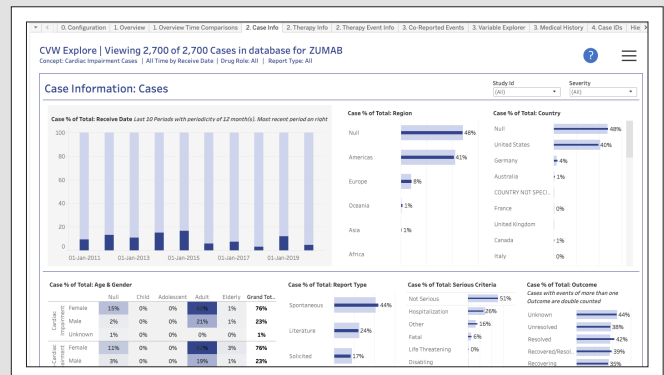
CLEAR VISIBILITY OF CASE DATA THROUGH INTERACTIVE EXPLORATORY GRAPHICS

CVW Explore enables the clear, interactive exploration of case data to answer critical questions such as:

- » What are the confounding factors?
- » Which populations are at risk?
- » How can we best manage risks to maximize the patient benefits of treatment?



Case Counts by MedDRA Hierarchy

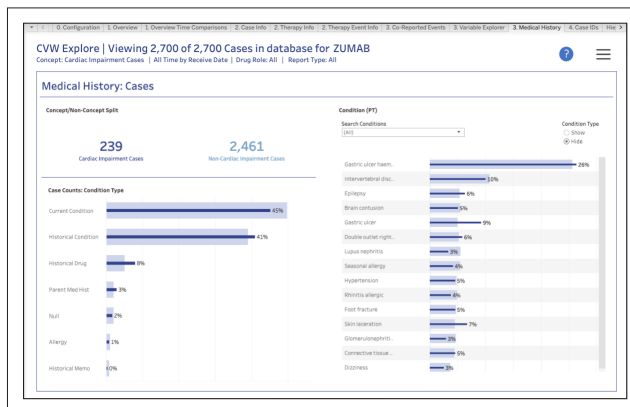


Easy-to-Explore Case Information

QUALITATIVE SIGNAL DETECTION

When working with CVW Explore, safety evaluators can start with wide-open qualitative screening and then view more granular data guided by their expertise. They have the option to focus on cases meeting the criteria of a defined concept, which classifies a case based on an element of interest to reviewers from a medical or regulatory perspective. Information about cases meeting the concept criteria can be compared easily to cases that do not meet the criteria. Examples of concepts include:

- » Cardiac Impairment
- » Drug-Drug Interactions
- » Fatalities
- » Hepatic Impairment
- » Lack of Efficacy
- » Medication Errors
- » Off-Label Issues
- » Overdose
- » Exposure During Pregnancy
- » Renal Impairment

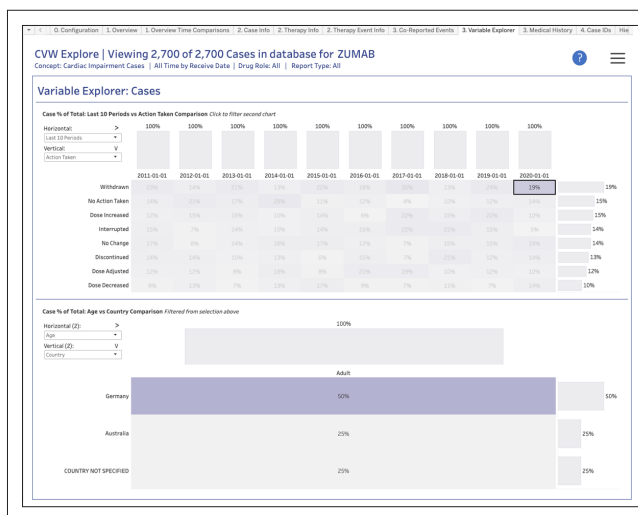


Medical History Details

SIGNAL ASSESSMENT

While validating and assessing signals, reviewers can dig quickly into in-house and public data to view trends over time and explore confounding factors and subpopulations at heightened risk. There are standard displays and there is a way to choose one's own variables to use in charts. Standard displays include:

- » Case Info
- » Therapy Info
- » Therapy-Event Info
- » Co-Reported Events
- » Medical History
- » Medication Errors



Exploration Using Selected Variables

READY TO GET STARTED?

Visit commoninf.com or contact us at sales@commoninf.com for a demonstration.



Commonwealth Informatics
303 Wyman Street, Suite 300
Waltham, MA 02451
(781) 209.5015